




# PLANTATION STUDIOS

BATTERSEA, SW11 3UE



PLANTATION  
WHARF

MODERN RIVERSIDE STUDIOS FROM 500 SQ FT

[plantationwharflondon.com](http://plantationwharflondon.com)



# REEF HOUSE

## REFURBISHED OFFICE SUITES SET WITHIN A THRIVING RIVERSIDE BUSINESS HUB

Reef House at Plantation Wharf offers modern, flexible, riverside office space located in Battersea, just outside Central London.

Reef House has recently been refurbished and provides a contemporary office setting, whilst remaining a peaceful, riverside estate.

Offices come with the benefit of meeting rooms for hire, car parking for you and your clients, an on site cafe and concierge service. The suites include private WC's and kitchenettes.

Easily accessible by car or train and with excellent cycling links, Plantation Wharf is the ideal environment for all employees.



ON-SITE  
BIKE PARKING



ON-SITE  
CAR PARKING BY  
ARRANGEMENT



ON-SITE  
SECURITY



PRIVATE WC'S  
AND KITCHENETTES

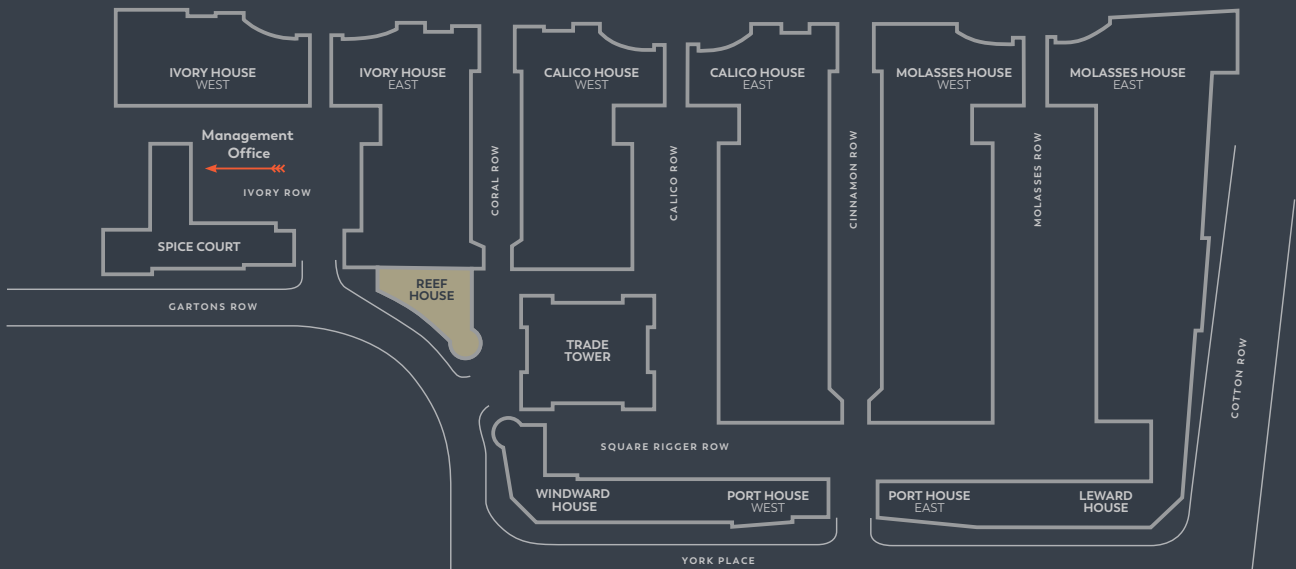


MEETING ROOM  
BY ARRANGEMENT





## PLANTATION WHARF (RIVER BOAT)



### SECOND FLOOR



### REEF HOUSE - AVAILABILITY

Business Lounge	1,317 sq ft
Unit 3	682 sq ft
Unit 4	667 sq ft

Unit 5 & 6	1,361 sq ft
Unit 7	686 sq ft
Unit 8	799 sq ft


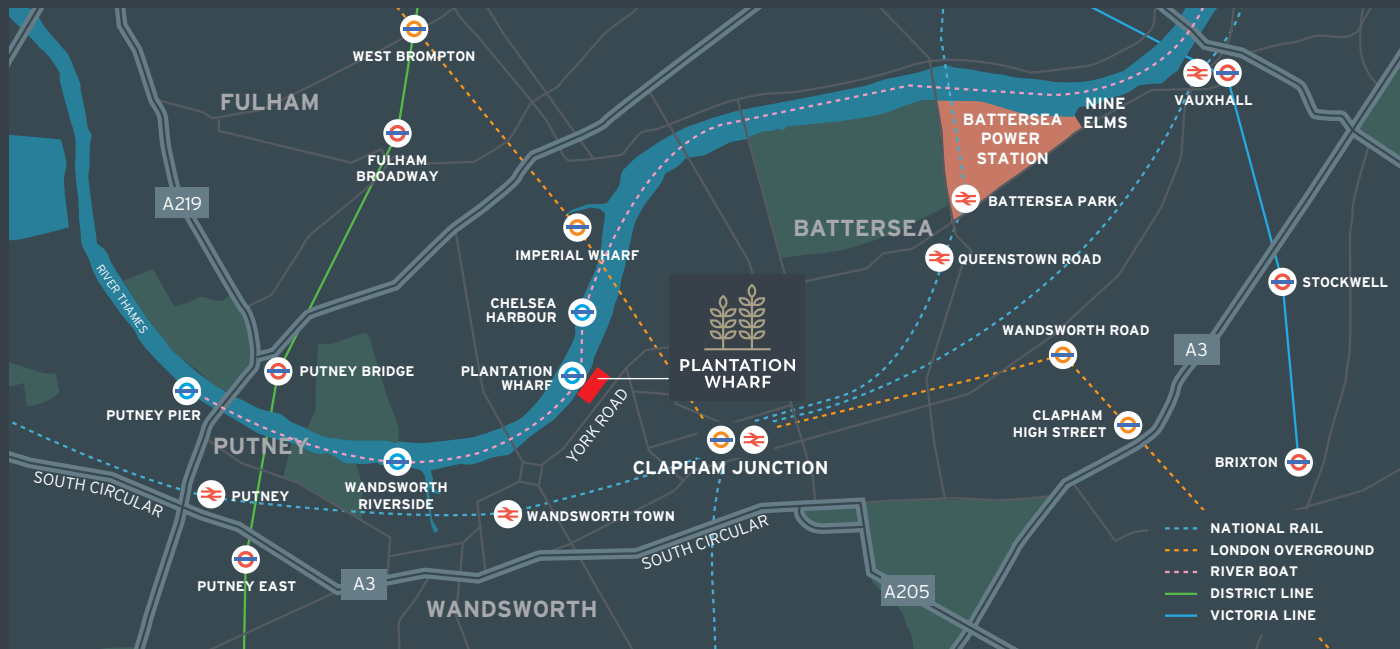


# PLANTATION WHARF

BATTERSEA, SW11 3UE

plantationwharflondon.com

A TRANQUIL RIVERSIDE SETTING WITH EXCELLENT TRAVEL CONNECTIONS TO THE CENTRE OF LONDON AND THE SURROUNDING AREAS



## LOCATION

Plantation Wharf is located on the south bank of the River Thames between Battersea and Wandsworth bridges.

As well as its tranquil setting there are many local amenities close by.

Clapham Junction (12 minute walk) and Wandsworth Town (14 minute walk) from Plantation Wharf, provide fast journey times to London and the surrounding areas.

The MBNA Thames Clippers River Boat pontoon at Plantation Wharf offers 18 services a day between Putney and Blackfriars.

## COMMUNICATIONS

### By train

Vauxhall	4 mins
Victoria	6 mins
West Brompton	7 mins
Wimbledon	8 mins
Waterloo	9 mins
Richmond	8 mins
Olympia	10 mins
Green Park	15 mins
Bank	27 mins

Source: TFL

### By River Boat

Chelsea Harbour	5 mins
Putney Pier	9 mins
Embankment	30 mins
Blackfriars	36 mins
London Bridge	51 mins
Canary Wharf	62 mins

Source: TFL (Fastest journey time).

## VIEWING

By prior appointment with the joint agents.

### Heather Smith

heather@heathersmithcommercial.com  
T: 020 7470 7145

### Claudia Smith

claudia@heathersmithcommercial.com  
T: 020 7470 7145

### David Cuthbert

dcuthbert@hanovergreen.co.uk  
T: 020 3130 6401

### George Brewster

gbrewster@hanovergreen.co.uk  
T: 020 3130 6412

Misrepresentation Act 1967: Heather Smith Commercial and Hanover Green for themselves and for the vendor(s) or lessor(s) of this property whose agents they are, give notice that: 1. These particulars do not constitute, nor constitute any part of, an offer or contract. 2. None of the statements contained in these particulars as to the property are to be relied on as statements or representations of fact. 3. Any intending purchaser or lessee must satisfy himself by inspection or otherwise as to the correctness of each of the statements contained in these particulars. 4. The vendor(s) or lessor(s) do not make or give and neither Heather Smith Commercial and Hanover Green nor any person in their employment has any authority to make or give, any representation or warranty whatever in relation to this property. Finance Act 1989: Unless otherwise stated all prices and rents are quote exclusive of VAT. Property Misdescriptions Act 1991: These details are believed to be correct at the time of compilation but may be subject to subsequent amendment. June 2020.

